

1 **SUPPLEMENTRY EC - TYPE EXAMINATION CERTIFICATE**

2 **Equipment or Protective System Intended for use in Potentially Explosive Atmospheres  
Directive 94/9/EC**

3 Supplementary EC - Type Examination Certificate Number: **Baseefa02ATEX0023X/8**

4 Equipment or Protective System: **A Type EF180M Cage Induction Motor**

5 Manufacturer: **Fabryka Silnikow Elektrycznych "Tamel" SA**

6 Address: **ul. Elektryczna 6, 33-100, Tarnow, Poland**

7 This supplementary certificate extends EC – Type Examination Certificate No. **Baseefa02ATEX0023X** to apply to equipment or a protective system designed and constructed in accordance with the specification set out in the Schedule of this certificate which incorporates and supersedes all previous issues of the said certificate.

8 Baseefa, Notified Body number 1180, in accordance with Article 9 of the Council Directive 94/9/EC of 23 March 1994, certifies that this equipment or protective system has been found to comply with the Essential Health and Safety Requirements relating to the design and construction of equipment and protective systems intended for use in potentially explosive atmospheres given in Annex II to the Directive.

The examination and test results are recorded in confidential Report No. **10(C)0580**

9 Compliance with the Essential Health and Safety Requirements has been assured by compliance with:

**EN60079-0: 2009**

**EN60079-1: 2007**

except in respect of those requirements listed at item 18 of the Schedule.

10 If the sign "X" is placed after the certificate number, it indicates that the equipment or protective system is subject to special conditions for safe use specified in the schedule to this certificate.

11 This Supplementary EC - TYPE EXAMINATION CERTIFICATE relates only to the design and construction of the specified equipment or protective system. Further requirements of the Directive apply to the manufacturing process and supply of this equipment or protective system. These are not covered by this certificate.

12 The marking of the equipment or protective system shall include the following :

**⊕ II 2 G Ex d IIB T\* Gb (T<sub>amb</sub> -\*°C to +\*°C) and /or ⊕ IM2 Ex d IMb see schedule**

This certificate may only be reproduced in its entirety, without any change, schedule included.

Baseefa Customer Reference No. **5233**

Project File No. **10/0580**

This certificate is granted subject to the general terms and conditions of Baseefa. It does not necessarily indicate that the equipment may be used in particular industries or circumstances.



**Baseefa**

Rockhead Business Park, Staden Lane,  
Buxton, Derbyshire SK17 9RZ


Telephone +44 (0) 1298 766600 Fax +44 (0) 1298 766601  
e-mail [info@baseefa.com](mailto:info@baseefa.com) web site [www.baseefa.com](http://www.baseefa.com)

Baseefa is a trading name of Baseefa Ltd

Registered in England No. 4305578. Registered address as above.

  
R S SINCLAIR   
DIRECTOR  
On behalf of  
Baseefa

**Re-issued 3 September 2012 to replace original**



## Schedule

13

14

Certificate Number Baseefa02ATEX0023X/8

### 15 Description of Equipment or Protective System

A Type EF180M Cage Induction Motor comprises of a stator frame and endshields manufactured from cast iron, and a flameproof terminal box attached to the stator frame. The single or double ended motor are provided with an end shield adapter for flange mounting and/or cast-on feet, and have an external cooling fan with a sheet steel fan cowl. An additional drip-proof canopy is provided when the motors are supplied with an external cooling fan and are intended to be mounted vertically with the shaft downwards. The motors may be provided with internal anti-condensation heaters, thermal protectors, a cast iron fan cover, a fan from one of several different materials and a terminal box adaptor to allow the fitting of a larger terminal box or omission of the terminal box with extension of the winding tails for direct entry.

The 2 to 8 pole motors are rated for S1 duty and connection to a single or three phase supply up to 1100V, 60Hz, having form and symmetry not worse than that defined in Clause 6.2.11 of IEC 60034-1.

The motor can have a longer frame with an increased output to form a Type EF180L Cage Induction Motor.

The Temperature Classification is T3, T4 or T5 ( $T_{amb} = -55^{\circ}\text{C}$  to  $+40^{\circ}\text{C}$ ) depending upon the specified output rating. For operational purposes the motors may be marked for a restricted ambient temperature range within these stated temperatures.

Cable entry holes are provided as specified on the certified drawings for the accommodation of flameproof cable entry devices, with or without the interposition of a flameproof thread adapter. Unused entries are to be fitted with suitable certified flameproof stopping plugs.

The cable entry devices, thread adapters and stopping plugs shall be suitable for the equipment, the cable and the conditions of use and shall be certified as Equipment (not a Component) under an EC-Type Examination Certificate to Directive 94/9/EC.

### Drawings


Number	Issue	Date	Description
E30AC004**	1	06.05.10	Sectional Arrangement - Size EF180
E30AC005*	1	10.03.03	Terminal Box EEx d - EF132-180
E30AC006*	1	10.03.03	Terminal Box EEx d - EF132-180
E30AC007*	1	10.03.03	Terminal Box EEx d - EF132-180
E30AC012*	-	15.08.02	Adaptor Plate Arrangement - EF180
E47AC001*	-	23.07.02	Uninsulated Terminal Lug Arrangement - EF90-180
E42AC002*	-	16.07.02	Raceway Sealing Arrangement
E99AC001*	-	30.05.02	Raceway Sealing Arrangement - Low Temperature

\*\*These drawings have been submitted for this certificate.

\* These drawings have been previously certified under Baseefa02ATEX0023X and its previous supplementary certificates. Some of these drawings are common to other certificates as indicated on drawing E00CH002/0. All are held on file 5233/01.

### Special Conditions for Safe Use

1. The electrical supply to the anti-condensation heaters, when fitted, must be interlocked with the main motor power supply so that they are only energised when the motor is de-energised, and the heaters must be de-energised before opening any part of the motor enclosure.



2. For replacement purposes, fixing screws must be of minimum grade 8.8, except socket head cap screws which must be minimum grade 12.9.

**Variation 8.1**

Deletion of the integral fan and cover and addition of a thermal protector in each phase, or 2 thermal protectors for a single phase motor, for self ventilated applications (IC410 to EN 60034-6).

In this form the temperature classification is T3 or T4 depending upon the specified thermal protector value.

**Addition Special Condition for Safe Use**

The thermal protectors must be connected to a suitable control circuit such that the motor is disconnected from the supply in the event of excessive temperatures.

**Variation 8.2**

Deletion of the integral fan and cover and addition of a thermal protector in each phase, or 2 thermal protectors for a single phase motor, for forced air stream applications (IC418 to EN 60034-6).

In this form the temperature classification is T3, T4 or T5 depending upon the specified thermal protection value.

**Addition Special Condition for Safe Use**

The thermal protectors must be connected to a suitable control circuit such that the motor is disconnected from the supply in the event of excessive temperatures.

**Variation 8.3**

To permit increased specified outputs and duty cycles of S2 to S8, (IC410 & IC411 to EN 60034-6), and addition of a thermal protector in each phase, or 2 thermal protectors for a single phase motor.

In this form the temperature classification is T3 or T4 depending upon the specified output rating.

**Addition Special Condition for Safe Use**

The thermal protectors must be connected to a suitable control circuit such that the motor is disconnected from the supply in the event of excessive temperatures.

**Variation 8.4**

Deletion of the integral fan and cover, addition of a thermal protector in each phase or 2 thermal protectors for a single phase motor, and specified increased ratings, for forced air stream applications. (IC418 to EN 60034-6).


In this form the temperature classification is T3 or T4 depending upon the specified thermal protection value.

**Addition Special Condition for Safe Use**

The thermal protectors must be connected to a suitable control circuit such that the motor is disconnected from the supply in the event of excessive temperatures.

**Variation 8.5**

To permit the motors to be used with a variable frequency supply for frequencies of 2 Hz to 100 Hz and addition of a thermal protector in each phase, or 2 thermal protectors for a single phase motor.



In this form the temperature classification is T3.

**Addition Special Condition for Safe Use**

The thermal protectors must be connected to a suitable control circuit such that the motor is disconnected from the supply in the event of excessive temperatures.

**Variation 8.6**

To permit the motors to be used with a fixed frequency supply for frequencies of 61 Hz to 100 Hz having form and symmetry not worse than that defined in IEC 60034-1 Clause 6.2.11 and addition of a thermal protector in each phase, or 2 thermal protectors for a single phase motor.

In this form the temperature classification is T3, T4 or T5 depending upon the specified thermal protector value.

**Addition Special Condition for Safe Use**

The thermal protectors must be connected to a suitable control circuit such that the motor is disconnected from the supply in the event of excessive temperatures.

**Variation 8.7**

To permit motors with temperature classification T3 or T4 to be used within an ambient temperature up to 60°C when de-rated accordingly.

**Drawing**

Number	Issue	Date	Description
E99CH001*	-	16.09.02	De-rating Factors For Increased Ambients

This drawing is common to other certificates as indicated on drawing E00CH002/0 and is held on file 5233/01.

**Variation 8.8**

Alternative windings to provide two speed motors. The 2 to 8 pole single or two winding motors have a thermal protector in each phase, or 2 thermal protectors for a single phase motor, for each winding.

**Addition Special Condition for Safe Use**

The thermal protectors must be connected to a suitable control circuit such that the motor is disconnected from the supply in the event of excessive temperatures.


**Variation 8.9**

To permit the substitution of the terminal box with a gland plate and compound filled cable glands together with integral cable tails.

**Drawing**

Number	Issue	Date	Description
E30AC011*	-	22.07.02	Direct Entry Arrangement - EF180

This drawing is common to other certificates as indicated on drawing E00CH002/0 and is held on file 5233/01.



**Addition Special Condition for safe use**

The permanently attached cables shall be suitably protected against mechanical damage and terminated within a terminal or junction facility suitable for the conditions of use.

**Variation 8.10**

To permit the motors to be used with a variable frequency supply for frequencies of 2 Hz to 100 Hz with addition of a 140°C thermal protector in each phase, or two 140°C thermal protectors for a single phase motor.

In this form the temperature classification is T4.

**Drawings**

Number	Issue	Date	Description
A30LR015*	-	02.06.02	EF180 Rotor Lamination Details
A30LR017*	-	28.03.03	EF180 Rotor Lamination Details

**Addition Special Condition for Safe Use**

The thermal protectors must be connected to suitable control circuit such that the motor is disconnected from the supply on the occurrence of excessive temperatures.

**Variation 8.11**

To permit alternative NDE inner bearing cap dimensions when used with a rotor shaft extension.

**Drawing**

Number	Issue	Date	Description
E99AC004*	-	27.01.03	Bearing Cap Details – Double Shaft Extension

**Variation 8.12**

To permit the use of an alternative filling material in the cable tunnel.

**Drawing**

Number	Issue	Date	Description
E99AC001*	1	20.10.03	Cable Tunnel Sealing Arrangements

**Variation 8.13**


Addition of

**⊕ I M2 Ex d I Mb**

to the marking of existing T4 or T5 temperature class motors.

When motors are used in Group I applications, aluminium cooling fans are not to be fitted and certain fan cowls are attached via an extension barrier when specified in the drawings below.

Cable entry holes are provided as specified on the certified drawings for the accommodation of suitable cable entry devices, with or without the interposition of a suitable thread adapter, or suitable stopping plugs. The cable entry devices, thread adapters and stopping plugs must be certified as flameproof Group I Equipment (not a Component) under an EC Type Examination certificate to Directive 94/9/EC.



Component certified cable entry devices, thread adapters and stopping plugs may only be used if specifically included in the certificate schedule.

The cable entry device and cabling methods used in service must be suitable for their intended duty and the special types of cable used in mining.

#### Drawings

Number	Sheet	Issue	Date	Description
K20AC001/0*	-	-	19-4-07	Group I Versions of Motors
K30BZ001/0*	-	-	19-4-07	Barrier - WEF 180 Frame

#### Addition Special Conditions for Safe Use

- 1 For motors used in Group I applications, thermal overload protectors are to be connected into a control circuit such that the machine is disconnected from the main supply to prevent the winding temperature exceeding 140°C.
2. Flamepath gaps are less than those required for Group I, consult the manufacturer before repair.

#### Variation 8.14

To note alternative frame designations as indicated below.

POLES	MAIN FRAME TYPE	ALTERNATIVE TYPE	MAX OUTPUT POWER T4 AT 50Hz [kW]
2	EF180M	dSg180M-2	22
4	EF180M	dSg180M-4	18.5
4	EF180L	dSg180L-4	22
6	EF180L	dSg180L-6	15
8	EF180L	dSg180L-8	11

#### Variation 8.15

To permit an alternative terminal box position at the top of the motor frame.

#### Drawing

Number	Sheet	Issue	Date	Description
3K47T0518*	1	-	12.08	Machining of WEF80 Frame – Terminal Box at Top

This drawing is common to Baseefa02ATEX0024X and held on general file 5233/01.


#### Variation 8.16

To permit a 4 pole motor fitted with 170°C stator winding thermal sensors to be driven in star connection for 6 minutes and then delta connection.

On this supply the motor is rated up to 18.5 kW and has a temperature classification T4 (Ta = -20°C to + 40°C).

#### 16 Report Number

Baseefa Certification Report 10(C)0580



---

**17 Specific Conditions of Use**


See above.

**18 Essential Health and Safety Requirements**

All relevant Essential Health and Safety Requirements are covered by the standards listed at item 9.

**19 Drawings and Documents**

See above.



1 **SUPPLEMENTARY EC - TYPE EXAMINATION CERTIFICATE**

2 **Equipment or Protective System Intended for use in Potentially Explosive Atmospheres  
Directive 94/9/EC**

- 3 Supplementary EC - Type Examination Certificate Number: **Baseefa02ATEX0023X/9**
- 4 Equipment or Protective System: **Type EF180M Cage Induction Motor**
- 5 Manufacturer: **Fabryka Silnikow Elektrycznych "Tamel" SA**
- 6 Address: **Ul. Elektryczna 6, 33-100 Tarnow, Poland**
- 7 This supplementary certificate extends EC - Type Examination Certificate No. Baseefa02ATEX0023X to apply to equipment or protective systems designed and constructed in accordance with the specification set out in the Schedule of the said certificate but having any variations specified in the Schedule attached to this certificate and the documents therein referred to.

This supplementary certificate shall be held with the original certificate.

This certificate may only be reproduced in its entirety, without any change, schedule included.



Baseefa Customer Reference No. **5233**

Project File No. **12/0450**

This certificate is granted subject to the general terms and conditions of Baseefa. It does not necessarily indicate that the equipment may be used in particular industries or circumstances.

**Baseefa**

Rockhead Business Park, Staden Lane,  
Buxton, Derbyshire SK17 9RZ  
Telephone +44 (0) 1298 766600 Fax +44 (0) 1298 766601  
e-mail [info@baseefa.com](mailto:info@baseefa.com) web site [www.baseefa.com](http://www.baseefa.com)  
Baseefa is a trading name of Baseefa Ltd  
Registered in England No. 4305578. Registered address as above.

  
R S SINCLAIR   
DIRECTOR  
On behalf of  
Baseefa





13

## Schedule

14

Certificate Number Baseefa02ATEX0023X/9

### 15 Description of the variation to the Equipment or Protective System

#### Variation 9.1

To permit a 4 pole motor fitted with a 190°C stator winding sensor to be driven in a star connection for 6 minutes and then delta connection. The motor is rated at 18.5kW at 60 Hz supply and has a temperature classification of T4 (Ta = -20°C to +40°C).

This motor does not incorporate any of the existing variations permitted under 8.1 to 8.8 inclusive or 8.10, or 8.13.

### 16 Report Number

Baseefa Certification Report 12(C)0450

### 17 Specific Conditions of Use

None additional to those listed previously

### 18 Essential Health and Safety Requirements

Compliance with the Essential Health and Safety Requirements is not affected by this variation.

### 19 Drawings and Documents

None

- 1 **SUPPLEMENTARY EC - TYPE EXAMINATION CERTIFICATE**
- 2 **Equipment or Protective System Intended for use in Potentially Explosive Atmospheres  
Directive 94/9/EC**
- 3 Supplementary EC - Type Examination Certificate      **See Schedule**  
Number:
- 4 Equipment or protective system:      **See Schedule**
- 5 Manufacturer:      **ATB Tamel Spolka Akcyjna**
- 6 Address:      **Ul. Elektryczna 6, 33-100 Tarnow, Poland**
- 7 This supplementary certificate extends the EC - Type Examination Certificates listed in the Schedule to apply to equipment or protective systems designed and constructed in accordance with the specification set out in the Schedules of the said Certificates but having any variations specified in the Schedule attached to this certificate and the documents therein referred to.

A copy of this Supplementary Certificate shall be attached to each of the original Certificates.

Baseefa Customer Reference No. **5233**

Project File No. **14/0243**

This document is issued by the Company subject to its General Conditions for Certification Services accessible at <http://www.sgs.com/en/Terms-and-Conditions.aspx> and the Supplementary Terms and Conditions accessible at <http://www.baseefa.com/terms-and-conditions.asp>. Attention is drawn to the limitation of liability, indemnification and jurisdiction issues defined therein. Any holder of this document is advised that information contained herein reflects the Company's findings at the time of its intervention only and within the limits of Client's instructions, if any. It does not necessarily indicate that the equipment may be used in particular industries or circumstances. The Company's sole responsibility is to its Client and this document does not exonerate parties to a transaction from exercising all their rights and obligations under the transaction documents. This document cannot be reproduced except in full, schedule included, without prior written approval of the Company. Any unauthorized alteration, forgery or falsification of the content or appearance of this document is unlawful and offenders may be prosecuted to the fullest extent of the law.

**SGS Baseefa Limited**

Rockhead Business Park, Staden Lane,  
Buxton, Derbyshire SK17 9RZ

Telephone +44 (0) 1298 766600 Fax +44 (0) 1298 766601

e-mail [info@baseefa.com](mailto:info@baseefa.com) web site [www.baseefa.com](http://www.baseefa.com)

Registered in England No. 4305578.

Registered address: Rossmore Business Park, Ellesmere Port, Cheshire, CH65 3EN



R S SINCLAIR

GENERAL MANAGER

On behalf of SGS Baseefa Limited

### Schedule

#### Description of the variation to the Equipment or Protective System

Increase in the maximum rated voltage of the motors and terminals to 1140V. The motor ratings are otherwise unchanged.

Certificate No.	Supplement No.	Equipment Type
Baseefa02ATEX0013X	7	Type EF90S Cage Induction Motor
Baseefa02ATEX0015X	7	Type EF100L Cage Induction Motor
Baseefa02ATEX0017X	8	Type EF112M Cage Induction Motor
Baseefa02ATEX0019X	9	Type EF132S Cage Induction Motor
Baseefa02ATEX0021X	8	Type EF160M Cage Induction Motor
Baseefa02ATEX0023X	10	Type EF180M Cage Induction Motor
BAS02ATEX2111X	12	Type EF200LN and EF225SN Cage Induction Motor
BAS02ATEX2114X	13	Type EF225MN and EF250SN Cage Induction Motor
BAS02ATEX2117X	12	Type EF250MN and EF280SN Cage Induction Motor
BAS02ATEX2120X	12	Type EF280MN and EF315SN Cage Induction Motor
BAS02ATEX2123X	11	Type EF315MN and EF315LN Cage Induction Motor

#### Report No.

None

#### Specific Conditions of Use

None additional to those listed previously

#### Essential Health and Safety Requirements

Compliance with the Essential Health and Safety Requirements is not affected by this variation.

#### Drawings and Documents

Number	Issue	Date	Description
1E20T0121*	-	04-2014	Range Of Motors With 1140V (max) Terminals

\*The above drawing is held with certificate Baseefa02ATEX0013X/7

1 **SUPPLEMENTARY EC - TYPE EXAMINATION CERTIFICATE**

2 **Equipment or Protective System Intended for use in Potentially Explosive Atmospheres  
Directive 94/9/EC**

3 Supplementary EC - Type Examination Certificate Number: **Baseefa02ATEX0023X/11**

4 Equipment or Protective System: **See Schedule**

5 Manufacturer: **ATB Tamel Spolka Akcyjna**

6 Address: **Ul. Elektryczna 6, 33-100 Tarnow, Poland**

7 This supplementary certificate extends EC – Type Examination Certificate No. **Baseefa02ATEX0023X** to apply to equipment or protective systems designed and constructed in accordance with the specification set out in the Schedule of the said certificate but having any variations specified in the Schedule attached to this certificate and the documents therein referred to.

This supplementary certificate shall be held with the original certificate.

Baseefa Customer Reference No. **5233**

Project File No. **14/0475**

This document is issued by the Company subject to its General Conditions for Certification Services accessible at <http://www.sgs.com/en/Terms-and-Conditions.aspx> and the Supplementary Terms and Conditions accessible at <http://www.baseefa.com/terms-and-conditions.asp>. Attention is drawn to the limitation of liability, indemnification and jurisdiction issues defined therein. Any holder of this document is advised that information contained herein reflects the Company's findings at the time of its intervention only and within the limits of Client's instructions, if any. It does not necessarily indicate that the equipment may be used in particular industries or circumstances. The Company's sole responsibility is to its Client and this document does not exonerate parties to a transaction from exercising all their rights and obligations under the transaction documents. This document cannot be reproduced except in full, schedule included, without prior written approval of the Company. Any unauthorized alteration, forgery or falsification of the content or appearance of this document is unlawful and offenders may be prosecuted to the fullest extent of the law.

**SGS Baseefa Limited**

Rockhead Business Park, Staden Lane,  
Buxton, Derbyshire SK17 9RZ

Telephone +44 (0) 1298 766600 Fax +44 (0) 1298 766601

e-mail [info@baseefa.com](mailto:info@baseefa.com) web site [www.baseefa.com](http://www.baseefa.com)

Registered in England No. 4305578.

Registered address: Rossmore Business Park, Ellesmere Port, Cheshire, CH65 3EN

  
R S SINCLAIR  
GENERAL MANAGER

On behalf of SGS Baseefa Limited

---

13 **Schedule**  
14 **Certificate Number Baseefa02ATEX0023X/11**

15 **Description of the variation to the Equipment or Protective System**

**Variation 11.1**

To vary the motor previously covered by variation 8.16 Baseefa02ATEX0023X. To permit a 4 pole motor fitted with a 190°C stator winding sensor to be driven in a star connection for 6 minutes and then in delta connection. The motor is rated at 18.5kW at 60 Hz supply and has a temperature classification of T4 (Ta = -20°C to +55°C).

This motor does not incorporate any of the existing variations permitted as 8.1 to 8.8 inclusive or 8.10, or 8.13. The rating for the above motor is within that covered by the de-rating factors in certified drawing E99CH001/00.

16 **Report Number**

None

17 **Specific Conditions of Use**

None additional to those listed previously

18 **Essential Health and Safety Requirements**

Compliance with the Essential Health and Safety Requirements is not affected by this variation.

19 **Drawings and Documents**

None

1 **SUPPLEMENTARY EC - TYPE EXAMINATION CERTIFICATE**

2 **Equipment or Protective System Intended for use in Potentially Explosive Atmospheres**  
**Directive 94/9/EC**

3 Supplementary EC - Type Examination Certificate Number: **Baseefa02ATEX0023X/12**

4 Equipment or Protective System: **A Type EF180M Cage Induction Motor**

5 Manufacturer: **ATB Tamel Spolka Akcyjna**

6 Address: **ul. Elektryczna 6, 33-100, Tarnow, Poland**

7 This supplementary certificate extends EC – Type Examination Certificate No. Baseefa02ATEX0023X to apply to equipment or protective systems designed and constructed in accordance with the specification set out in the Schedule of the said certificate but having any variations specified in the Schedule attached to this certificate and the documents therein referred to.

8 Item 9 of the original Certificate is replaced by “Compliance with the Essential Health and Safety Requirements has been assured by compliance with:

**EN 60079-0:2012+A11:2013 EN 60079-1:2014**

except in respect of those requirements listed at item 18 of the Schedule.”

9 The marking of the equipment has changed from the original Certificate and shall include the following:

**⊕ II 2G Ex db IIB T\* Gb (T<sub>amb</sub> -\*°C to +\*°C) and/or ⊕ IM2 Ex db IMb \*See schedule**

\*See re-issued certificate at supplement 8 for schedule.

This certificate shall be held with the original certificate.

Baseefa Customer Reference No. 5233

Project File No. 15/0299

This document is issued by the Company subject to its General Conditions for Certification Services accessible at <http://www.sgs.com/en/Terms-and-Conditions.aspx> and the Supplementary Terms and Conditions accessible at <http://www.baseefa.com/terms-and-conditions.asp>. Attention is drawn to the limitation of liability, indemnification and jurisdiction issues defined therein. Any holder of this document is advised that information contained herein reflects the Company's findings at the time of its intervention only and within the limits of Client's instructions, if any. It does not necessarily indicate that the equipment may be used in particular industries or circumstances. The Company's sole responsibility is to its Client and this document does not exonerate parties to a transaction from exercising all their rights and obligations under the transaction documents. This document cannot be reproduced except in full, schedule included, without prior written approval of the Company. Any unauthorized alteration, forgery or falsification of the content or appearance of this document is unlawful and offenders may be prosecuted to the fullest extent of the law.

**SGS Baseefa Limited**

Rockhead Business Park, Staden Lane,  
Buxton, Derbyshire SK17 9RZ

Telephone +44 (0) 1298 766600 Fax +44 (0) 1298 766601  
e-mail [info@baseefa.com](mailto:info@baseefa.com) web site [www.baseefa.com](http://www.baseefa.com)

Registered in England No. 4305578.

Registered address: Rossmore Business Park, Ellesmere Port, Cheshire, CH65 3EN

  
R S SINCLAIR

GENERAL MANAGER

On behalf of SGS Baseefa Limited

13

**Schedule**

14

**Certificate Number Baseefa02ATEX0023X/12**

15 **Description of the variation to the Equipment or Protective System**

**Variation 12.1**

To confirm that the type EF180M cage induction motor covered by this certificate have been reviewed and confirmed as being in compliance with the latest standard; EN 60079-02012+A11:2013 and EN 60079-1:2014.

16 **Report Number**

SGS Baseefa Certification Report Number 15(C)0299

17 **Specific Conditions of Use**

None additional to those listed previously

18 **Essential Health and Safety Requirements**

Compliance with the Essential Health and Safety Requirements is not affected by this variation.

19 **Drawings and Documents**

Number	Sheet	Issue	Date	Description
E30AC004/2	1	2	17/06/2015	Sectional Arrangement of E180M/L Ex db (eb) IIA and IIB

This drawing is common to this certificate and is held with technical file 5233.